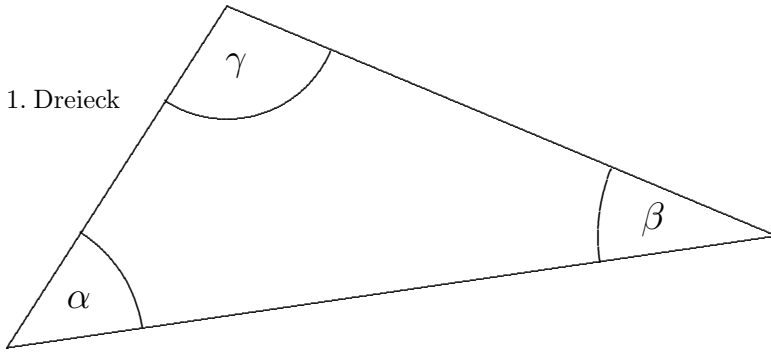


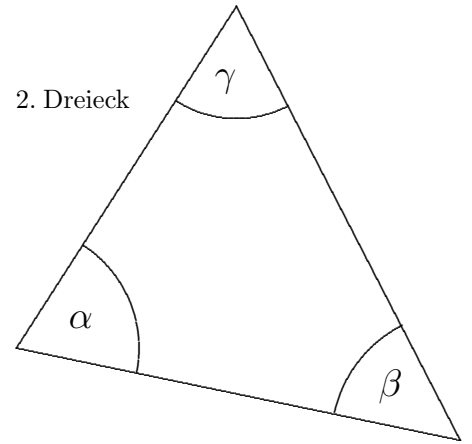
Winkelmessung

Miss die Innenwinkel der Dreiecke:

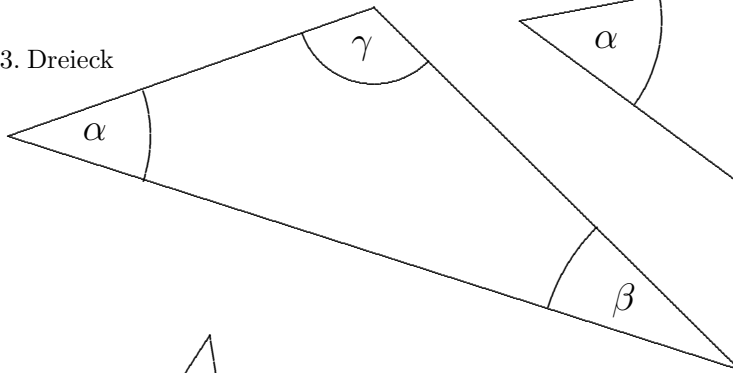
1. Dreieck



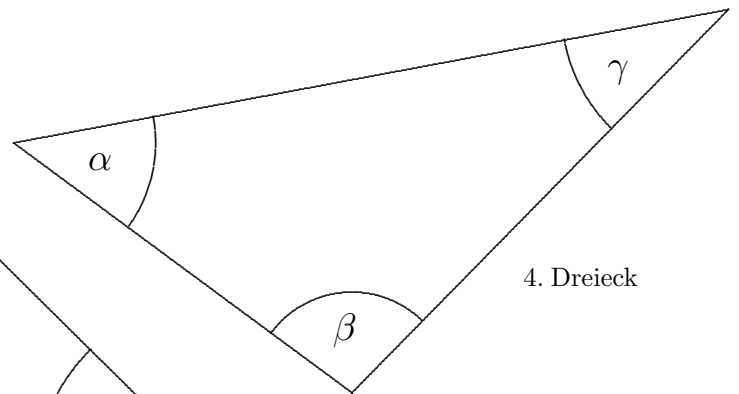
2. Dreieck



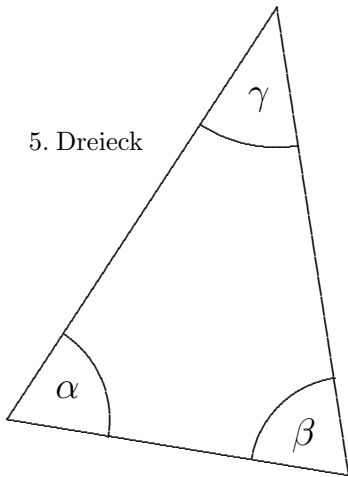
3. Dreieck



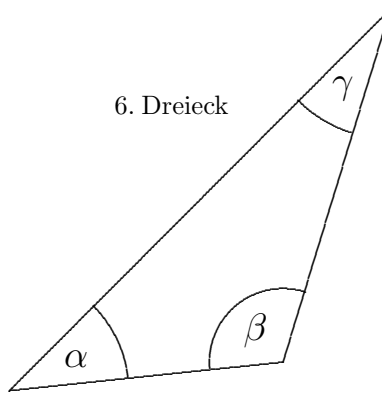
4. Dreieck



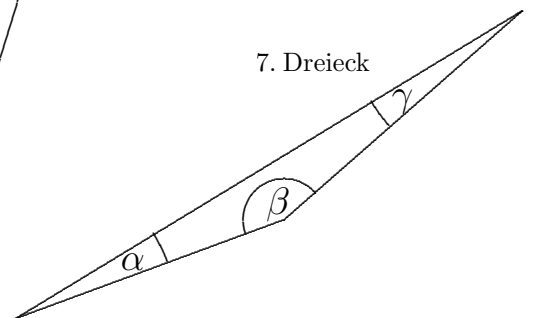
5. Dreieck



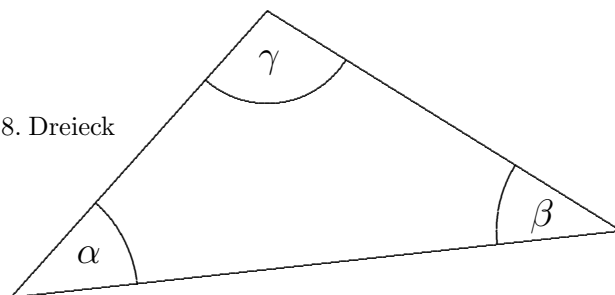
6. Dreieck



7. Dreieck



8. Dreieck



Winkelmessung, Lösungen

1. Dreieck

$$\alpha = 49^\circ, \beta = 31^\circ, \gamma = 100^\circ$$

2. Dreieck

$$\alpha = 69^\circ, \beta = 51^\circ, \gamma = 60^\circ$$

3. Dreieck

$$\alpha = 37^\circ, \beta = 27^\circ, \gamma = 116^\circ$$

4. Dreieck

$$\alpha = 47^\circ, \beta = 98^\circ, \gamma = 35^\circ$$

5. Dreieck

$$\alpha = 66^\circ, \beta = 72^\circ, \gamma = 42^\circ$$

6. Dreieck

$$\alpha = 39^\circ, \beta = 113^\circ, \gamma = 28^\circ$$

7. Dreieck

$$\alpha = 11^\circ, \beta = 159^\circ, \gamma = 10^\circ$$

8. Dreieck

$$\alpha = 42^\circ, \beta = 38^\circ, \gamma = 100^\circ$$

Die Angaben sind auf $0,1^\circ$ genau.