


Heft vom Lineal-Profi



In diesem Heft sollst du alles sammeln, was du zum Zeichnen mit dem Lineal lernst. Arbeite sauber und ordentlich!

Das Heft kannst du bei der Lehrerin abgeben.

Zeichnen mit dem Lineal

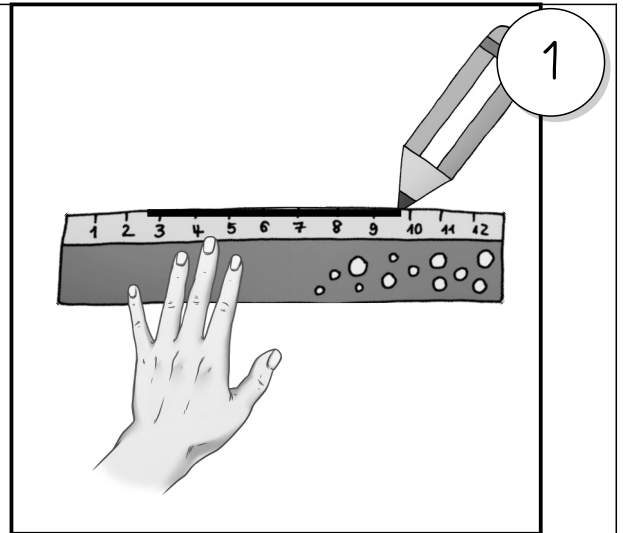
Lege das Lineal auf das Papier.

Nimm einen Stift in deine Schreibhand.

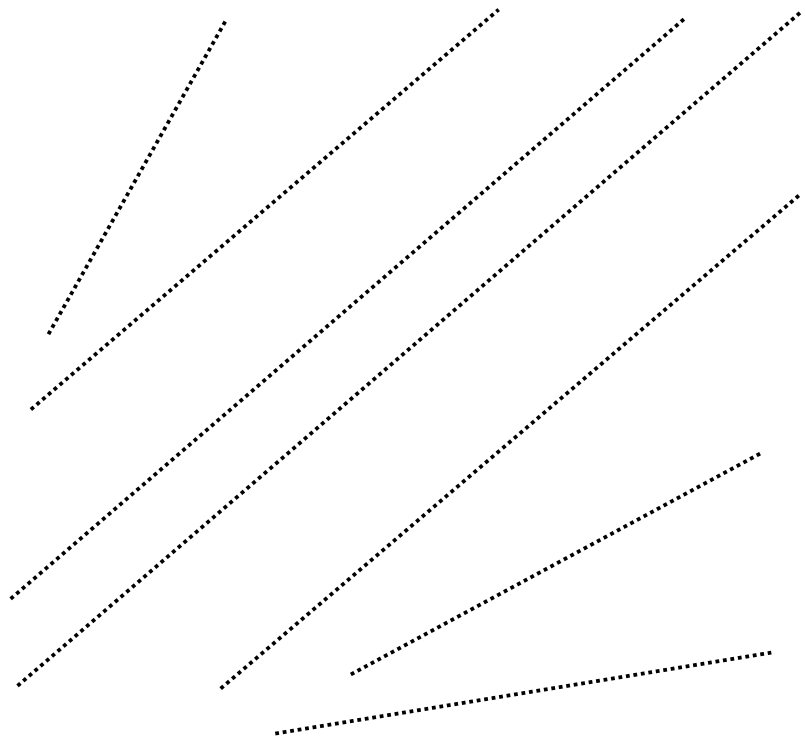


Mit der anderen Hand hältst du das Lineal fest.

Pass auf, dass deine Finger unter der Kante vom Lineal liegen.

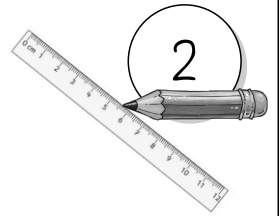
Fahre jetzt mit dem Stift an der Kante vom Lineal entlang.



Zeichne die Linien mit dem Lineal nach!




Zeichnen mit dem Lineal



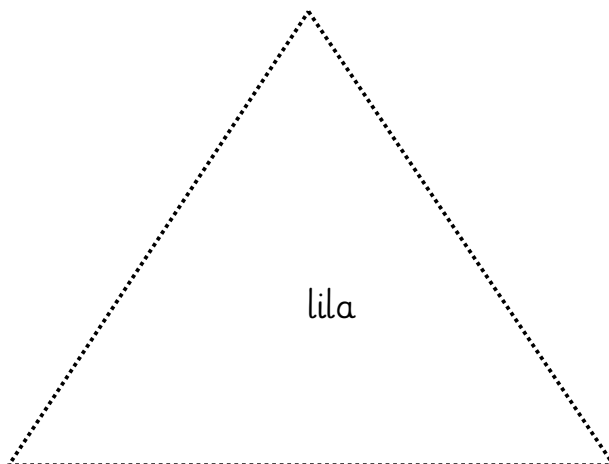
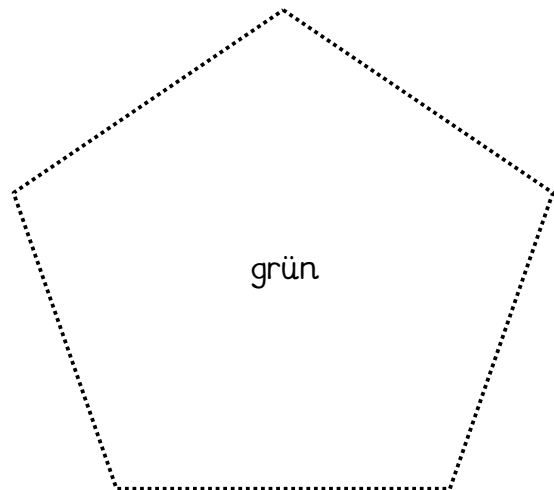
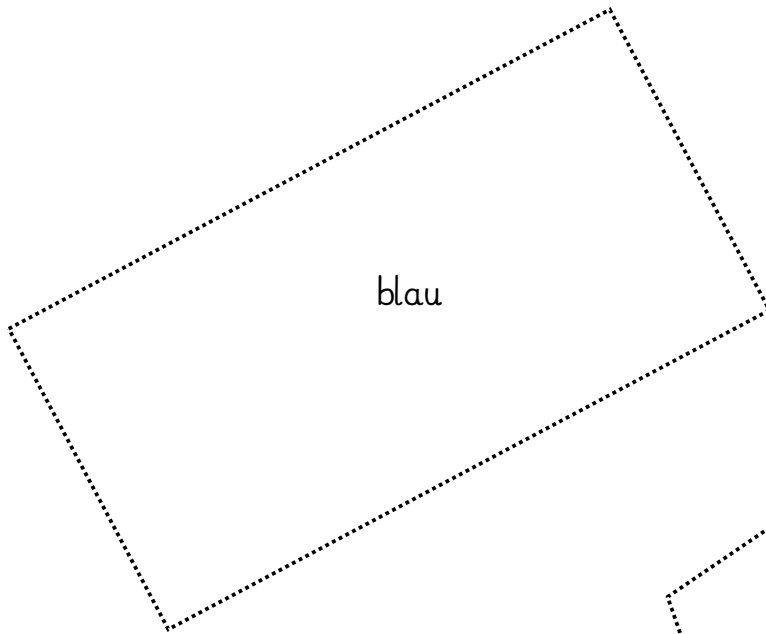
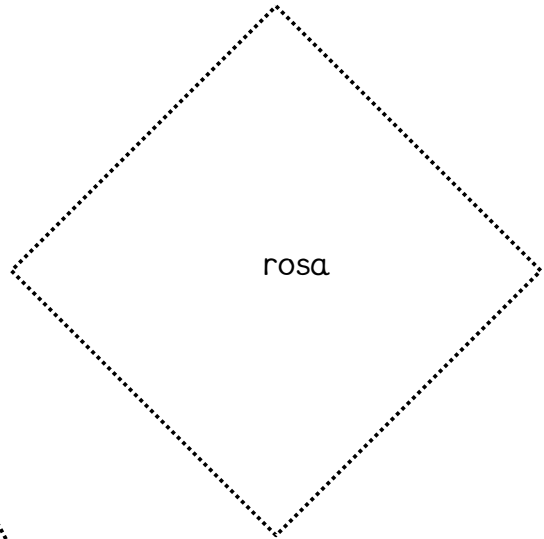
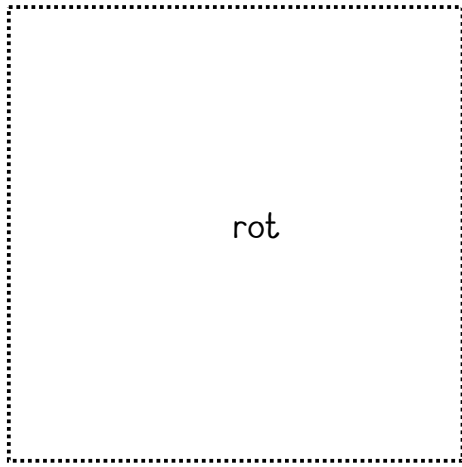
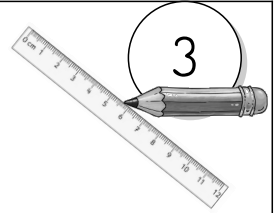
Jetzt geht es um die Ecke.

Dafür musst du das Lineal zwei oder mehr Male ansetzen.


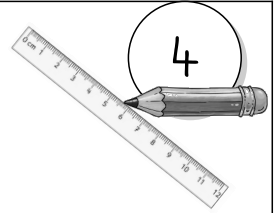
Zeichne alle Linien sauber mit dem Lineal nach!



Zeichne die Linien der Formen mit dem Lineal in der richtigen Farbe nach.

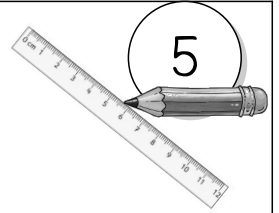


Zeichne die Linien der Formen mit dem Lineal in deiner Lieblingsfarbe nach!
Du darfst auch verschiedene Farben verwenden!

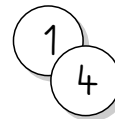
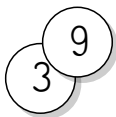

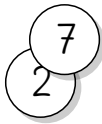


Man kann mit dem Lineal auch Linien malen, wenn keine
Punktlinien da sind.

Verbinde die Punkte in der richtigen Reihenfolge mit dem
Lineal!



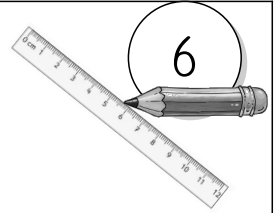
6



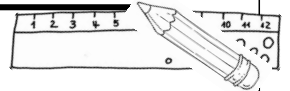
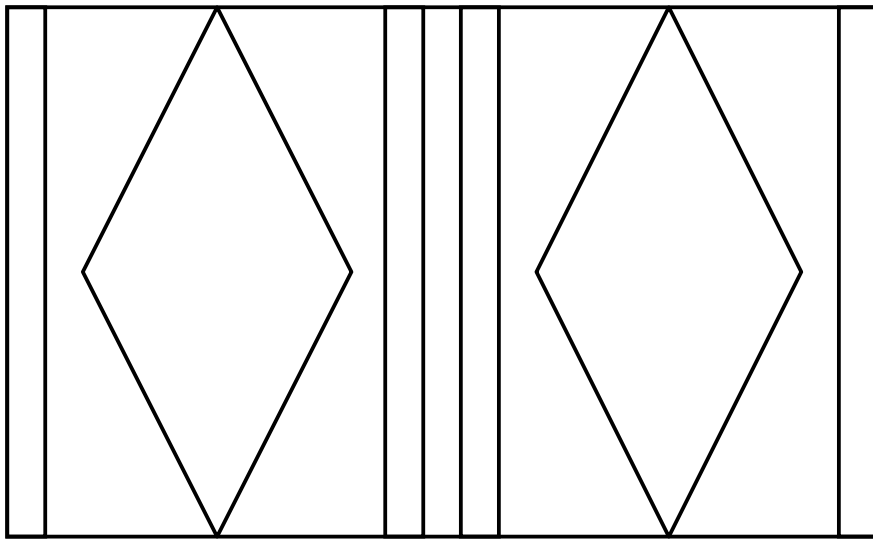
Sprich bei jedem Strich eine Silbe:

Das ist das Haus vom Nikolaus.

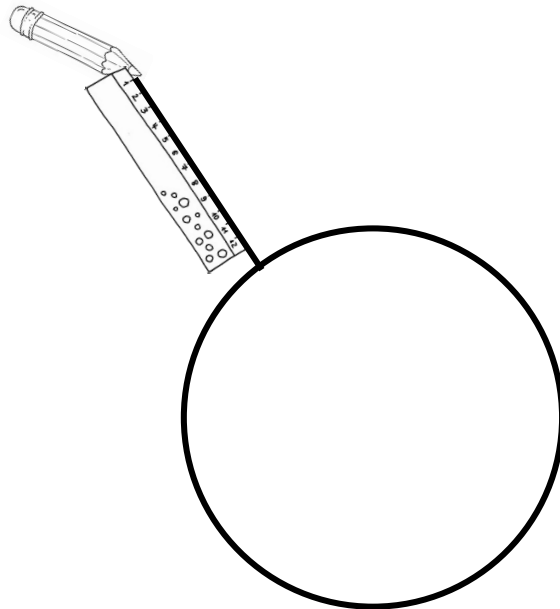
Zeichnen mit dem Lineal für Profis



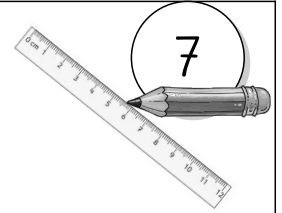
Male dem Teppich Fransen mit dem Lineal! Male ihn bunt aus!



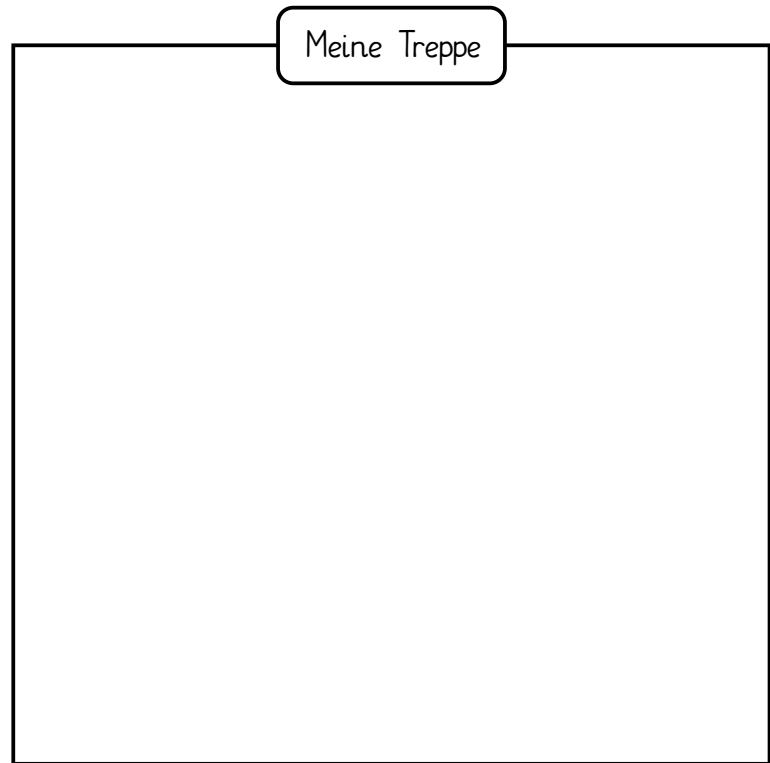

Male der Sonne Strahlen mit dem Lineal! Male sie an!



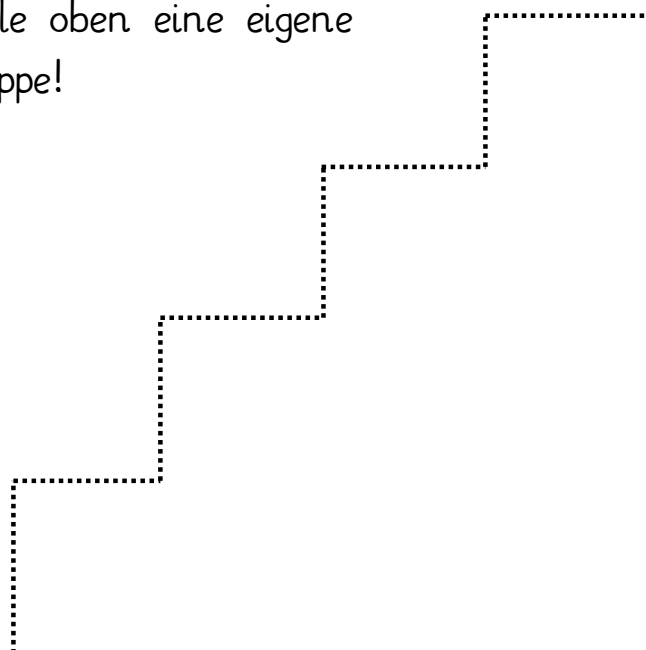
Zeichnen mit dem Lineal für Profis








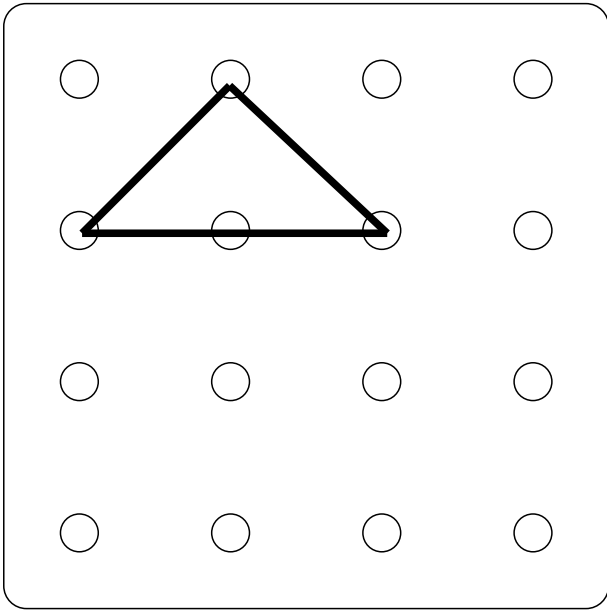
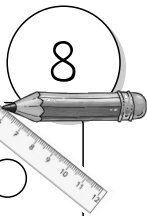
Male der Leiter die fehlenden
Sprossen mit dem Lineal!








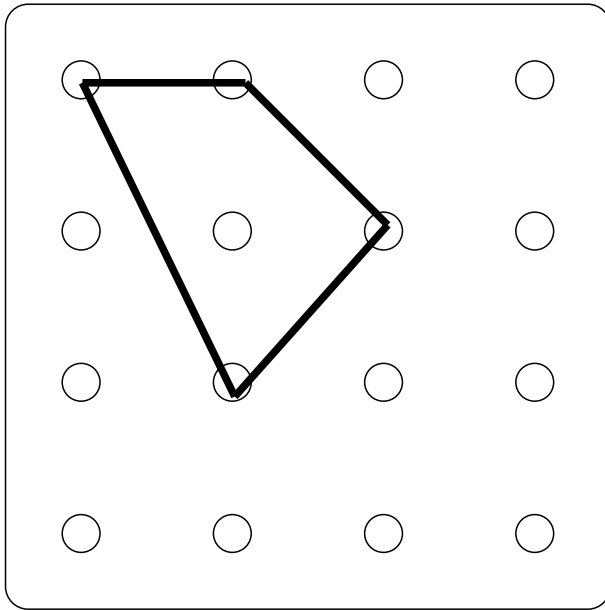
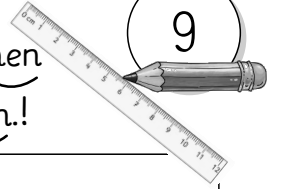
Male die Treppe mit dem
Lineal nach!
Male oben eine eigene
Treppe!




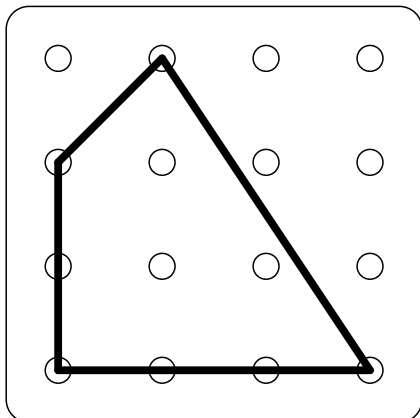

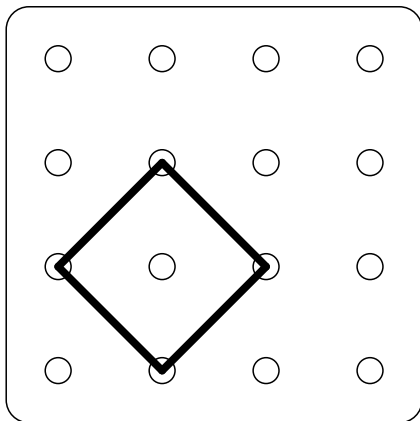

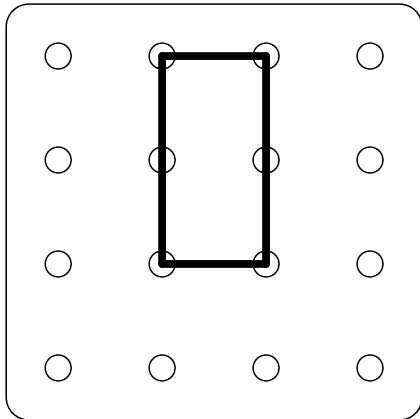

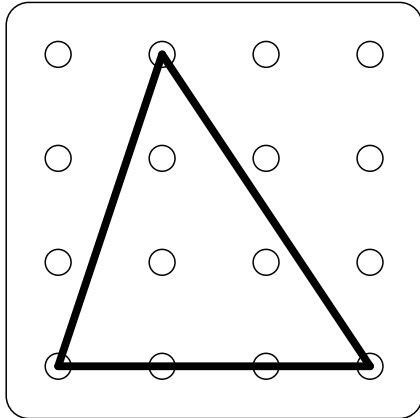
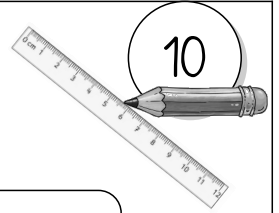
Zeichne verschiedene Dreiecke! Sie müssen von Punkt zu Punkt gehen und dürfen nicht dazwischen enden! Wie viele findest du?




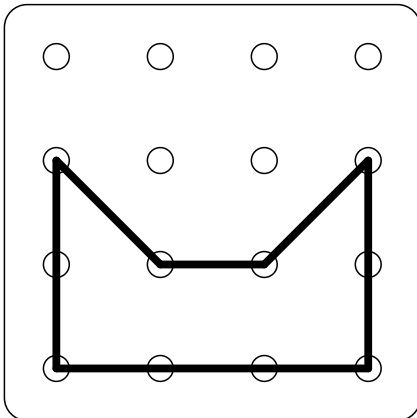

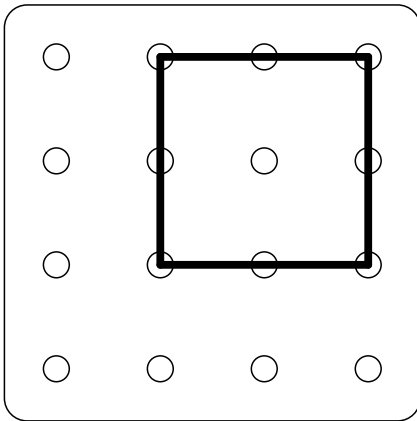

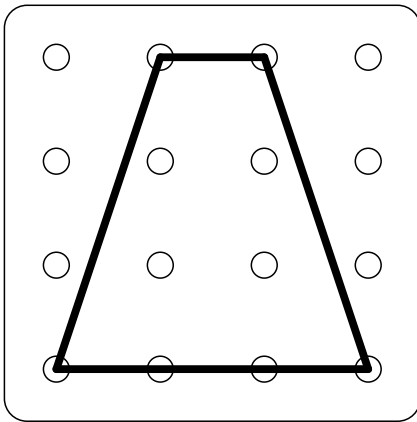

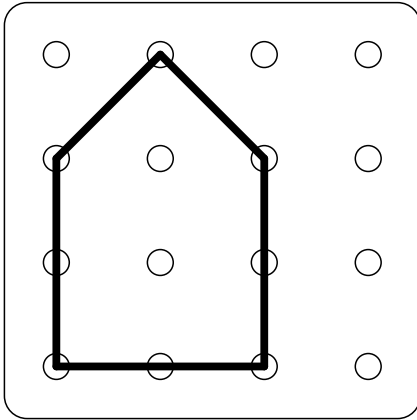
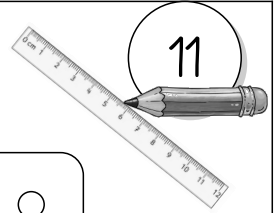
Zeichne verschiedene Vierecke! Sie müssen von Punkt zu Punkt gehen und dürfen nicht dazwischen enden! Es sollen keine Quadrate sein!




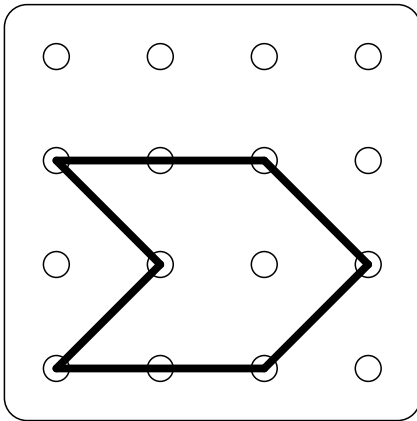

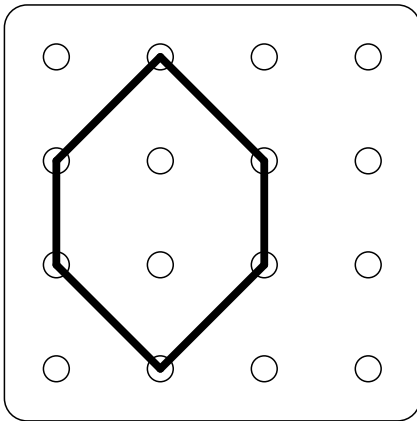

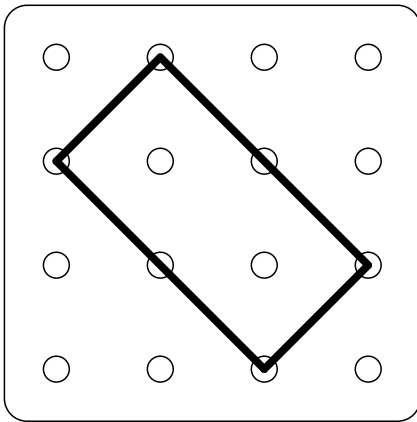

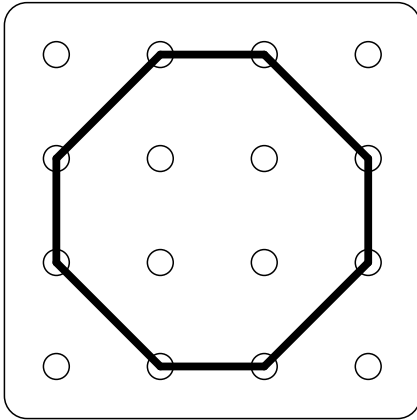
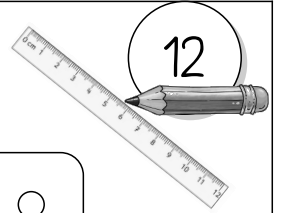
Zeichne die Bilder genau nach!
Zähle dazu die Punkte! Verwende das Lineal!

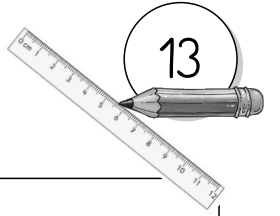


Zeichne die Bilder genau nach!
Zähle dazu die Punkte! Verwende das Lineal!




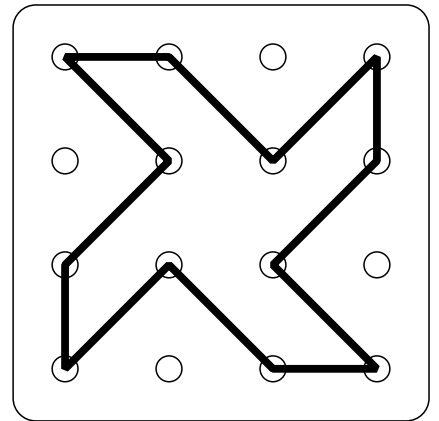
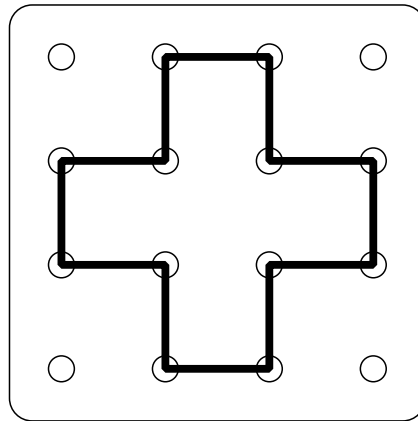
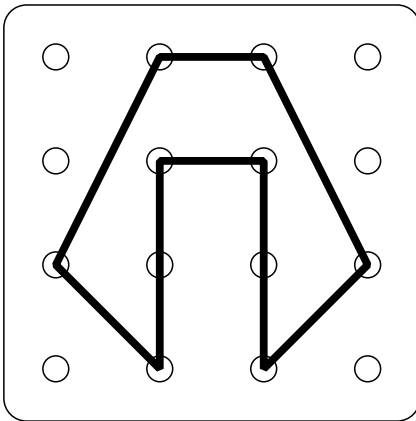



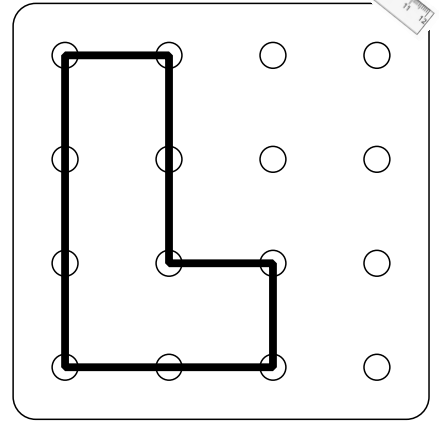
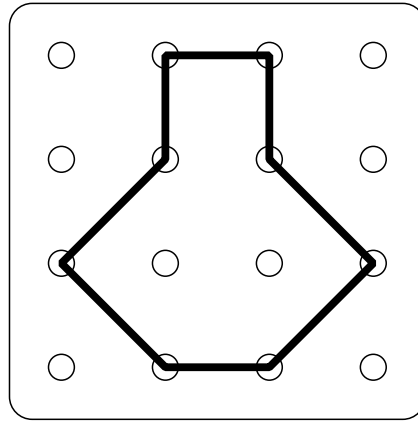
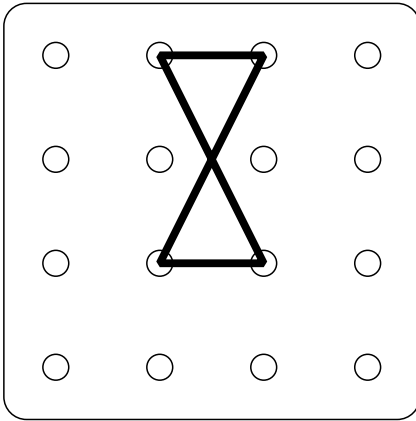


Zeichne die Bilder genau nach!
Zähle dazu die Punkte! Verwende das Lineal!




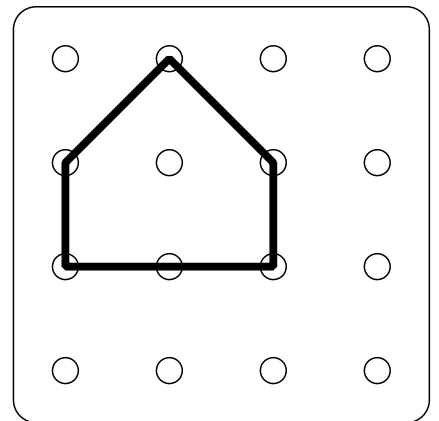
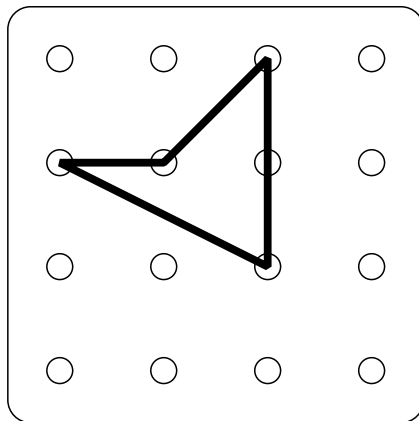
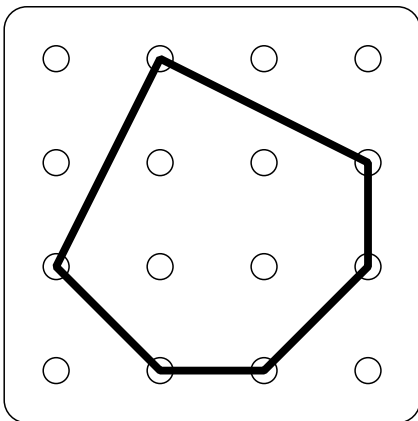



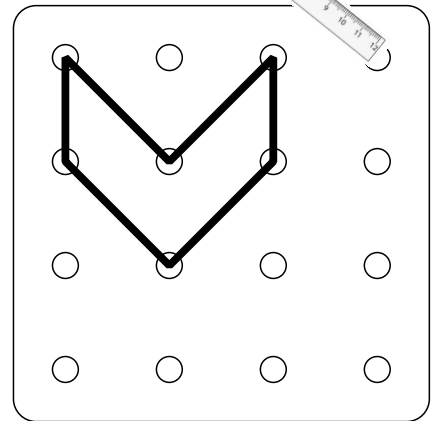
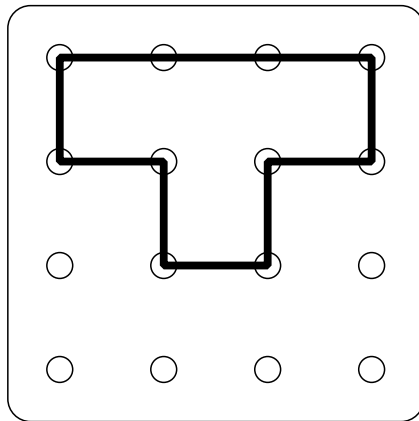
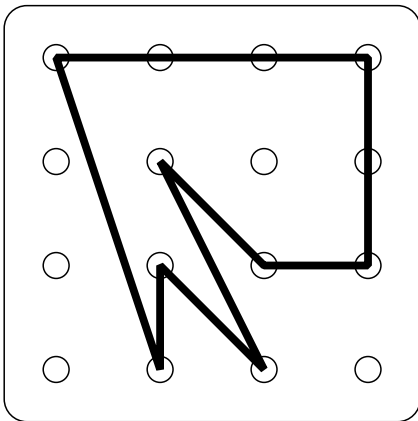
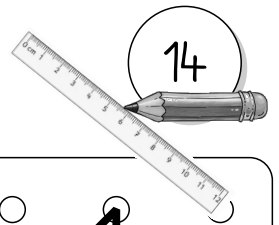




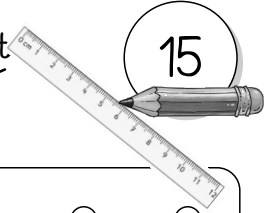
Zeichne die Bilder genau in das Feld unter dem Bild ab!
Zähle dazu die Punkte! Verwende das Lineal!



Zeichne die Bilder genau in das Feld unter dem Bild ab!
Zähle dazu die Punkte! Verwende das Lineal!



Zeichne deinen Namen mit dem Lineal. Zeichne von Punkt zu Punkt.
Jeder Buchstabe kommt in ein eigenes Feld.



○	○	○	○
○	○	○	○
○	○	○	○
○	○	○	○

○	○	○	○
○	○	○	○
○	○	○	○
○	○	○	○

○	○	○	○
○	○	○	○
○	○	○	○
○	○	○	○

○	○	○	○
○	○	○	○
○	○	○	○
○	○	○	○

○	○	○	○
○	○	○	○
○	○	○	○
○	○	○	○

○	○	○	○
○	○	○	○
○	○	○	○
○	○	○	○

○	○	○	○
○	○	○	○
○	○	○	○
○	○	○	○

○	○	○	○
○	○	○	○
○	○	○	○
○	○	○	○

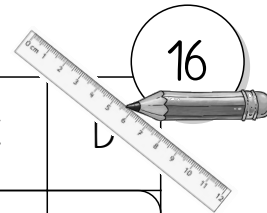
○	○	○	○
○	○	○	○
○	○	○	○
○	○	○	○

○	○	○	○
○	○	○	○
○	○	○	○
○	○	○	○

○	○	○	○
○	○	○	○
○	○	○	○
○	○	○	○

○	○	○	○
○	○	○	○
○	○	○	○
○	○	○	○

Male die angegebenen Punkte an! Verbinde sie mit dem Lineal!



	A	B	C	D
1	<input type="radio"/>	<input type="radio"/>	<input type="radio"/>	<input type="radio"/>
2	<input type="radio"/>	<input type="radio"/>	<input type="radio"/>	<input type="radio"/>
3	<input type="radio"/>	<input type="radio"/>	<input type="radio"/>	<input type="radio"/>
4	<input type="radio"/>	<input type="radio"/>	<input type="radio"/>	<input type="radio"/>

1B, 2A, 2C, 3B

	A	B	C	D
1	<input type="radio"/>	<input type="radio"/>	<input type="radio"/>	<input type="radio"/>
2	<input type="radio"/>	<input type="radio"/>	<input type="radio"/>	<input type="radio"/>
3	<input type="radio"/>	<input type="radio"/>	<input type="radio"/>	<input type="radio"/>
4	<input type="radio"/>	<input type="radio"/>	<input type="radio"/>	<input type="radio"/>

1A, 1C, 3C, 3A

	A	B	C	D
1	<input type="radio"/>	<input type="radio"/>	<input type="radio"/>	<input type="radio"/>
2	<input type="radio"/>	<input type="radio"/>	<input type="radio"/>	<input type="radio"/>
3	<input type="radio"/>	<input type="radio"/>	<input type="radio"/>	<input type="radio"/>
4	<input type="radio"/>	<input type="radio"/>	<input type="radio"/>	<input type="radio"/>

1D, 3B, 4D

	A	B	C	D
1	<input type="radio"/>	<input type="radio"/>	<input type="radio"/>	<input type="radio"/>
2	<input type="radio"/>	<input type="radio"/>	<input type="radio"/>	<input type="radio"/>
3	<input type="radio"/>	<input type="radio"/>	<input type="radio"/>	<input type="radio"/>
4	<input type="radio"/>	<input type="radio"/>	<input type="radio"/>	<input type="radio"/>

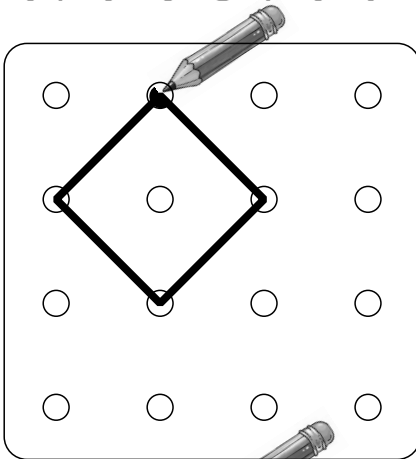
3A, 1C, 2D, 4B

Überlege dir zwei Figuren! Schreibe die Eckpunkte auf!

	A	B	C	D
1	<input type="radio"/>	<input type="radio"/>	<input type="radio"/>	<input type="radio"/>
2	<input type="radio"/>	<input type="radio"/>	<input type="radio"/>	<input type="radio"/>
3	<input type="radio"/>	<input type="radio"/>	<input type="radio"/>	<input type="radio"/>
4	<input type="radio"/>	<input type="radio"/>	<input type="radio"/>	<input type="radio"/>

	A	B	C	D
1	<input type="radio"/>	<input type="radio"/>	<input type="radio"/>	<input type="radio"/>
2	<input type="radio"/>	<input type="radio"/>	<input type="radio"/>	<input type="radio"/>
3	<input type="radio"/>	<input type="radio"/>	<input type="radio"/>	<input type="radio"/>
4	<input type="radio"/>	<input type="radio"/>	<input type="radio"/>	<input type="radio"/>

Male die Eckpunkte rot an! Schreibe auf, wie viele Ecken jede Figur hat!



4

